



MANUAL TRIKE



MANUAL TRIKE






1°



2°




3°



6°




5°



4°








13°



14°



15°




17°




16°





18°



MANUAL TRIKE







- (A)** STANDAR WHEEL 4.80 / 4.00 - 8
3,00 Kg.
- (B)** WIDE WHEEL 16X 6,50 - 8
3,60 Kg.
- (C)** NARROW WHEEL 300 X 8
1,05 Kg.



- (A)** **STANDAR OPTION** ref: **P023**
- (B)** **SAND OPTION** ref: **P023A**
- (C)** **RACING OPTION** ref: **P023F**

MANUAL TRIKE



5 POSITIONS

5

4

3

2

1

MANUAL TRIKE



20 mm

200 mm

45 mm

Tornillos para ajustar
la posición del chasis.

Vis pour régler la
position du châssis.

Screw for adjusting the
position of the chassis.